

# Next Step Year 12 Completers

## ***Next Step***

### **2024 Year 12 completers survey**

Post-school destinations of Year 12 completers from 2023

## **San Sisto College (Carina)**



**Queensland**  
Government

# Introduction

This detailed Next Step report belongs to your school and can be used for school planning. It provides information about Year 12 completers' transitions into further education, training and employment approximately six months after completing school.

The results are from the Department of Education's Next Step – Year 12 Completers survey, which attempts to contact all Year 12 completers from state, Catholic or independent schools in Queensland.

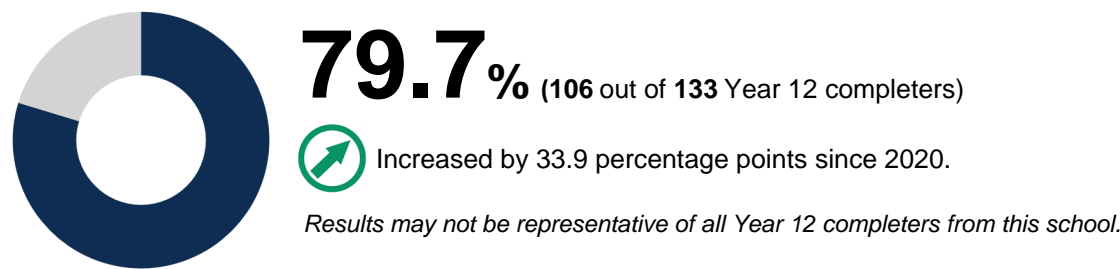
Post-school destinations are influenced by the transitioning environment, which can limit the options available to young people. Low response rates may not give an accurate summary of the cohort's destinations.

This report has not been publicly released. It is recommended that schools **do not** publicly release their detailed Next Step report as it may contain sensitive information. A one-page summary report has also been provided, which is suitable for public release.

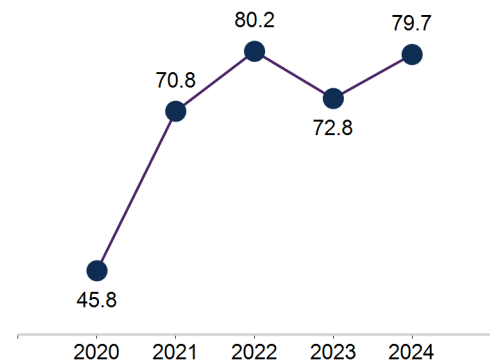


**Find out more**  
Visit the *Next Step* website [www.qld.gov.au/nextstep](http://www.qld.gov.au/nextstep) for more information on the survey, view the statewide report or create a custom report using report builder, which will be updated in October 2024.


## Survey response rate



Response rate over time



School's response rate compared with SA4 region and state

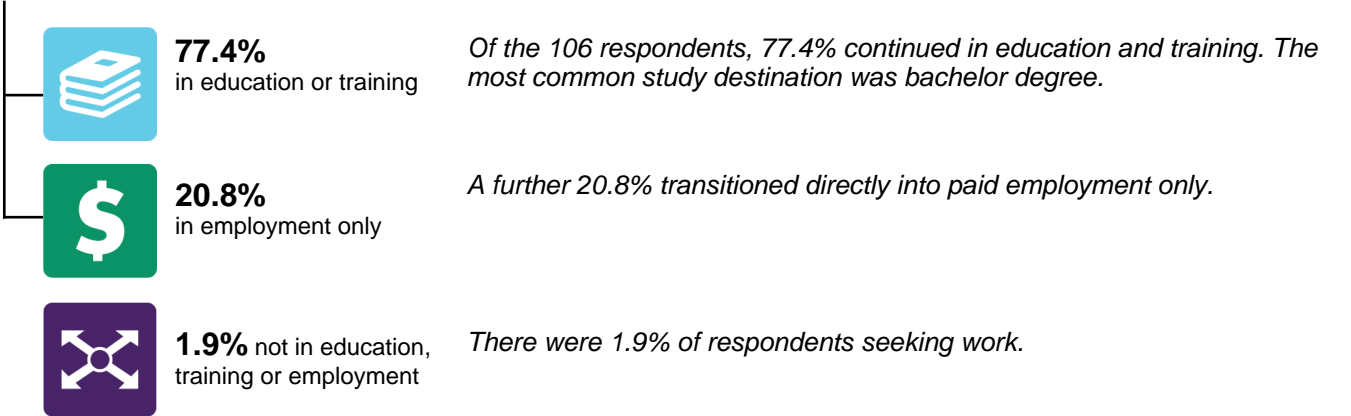


# Post-school engagement

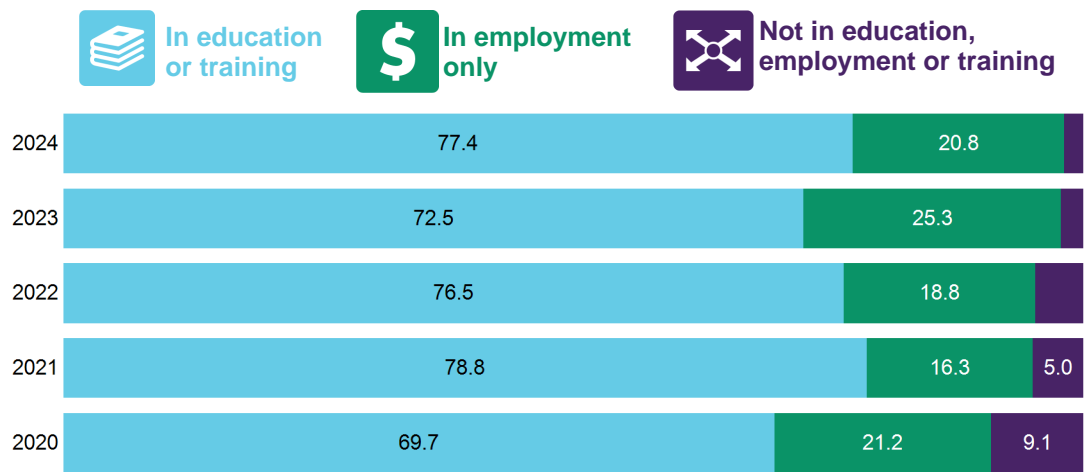
Year 12 completers from San Sisto College (Carina) have been categorised by their engagement in education and training, or employment. Survey respondents who are both working and studying are included in education and training. Apprentices and trainees are required to undertake a study component to their qualification so are also considered to be in education and training.

## Engagement in education, training or employment


98.1% engaged in education, training or employment



## Engagement over time



## How does your school compare?



# Main destination

This section examines the post-school destinations of survey respondents from San Sisto College (Carina) in 2024.

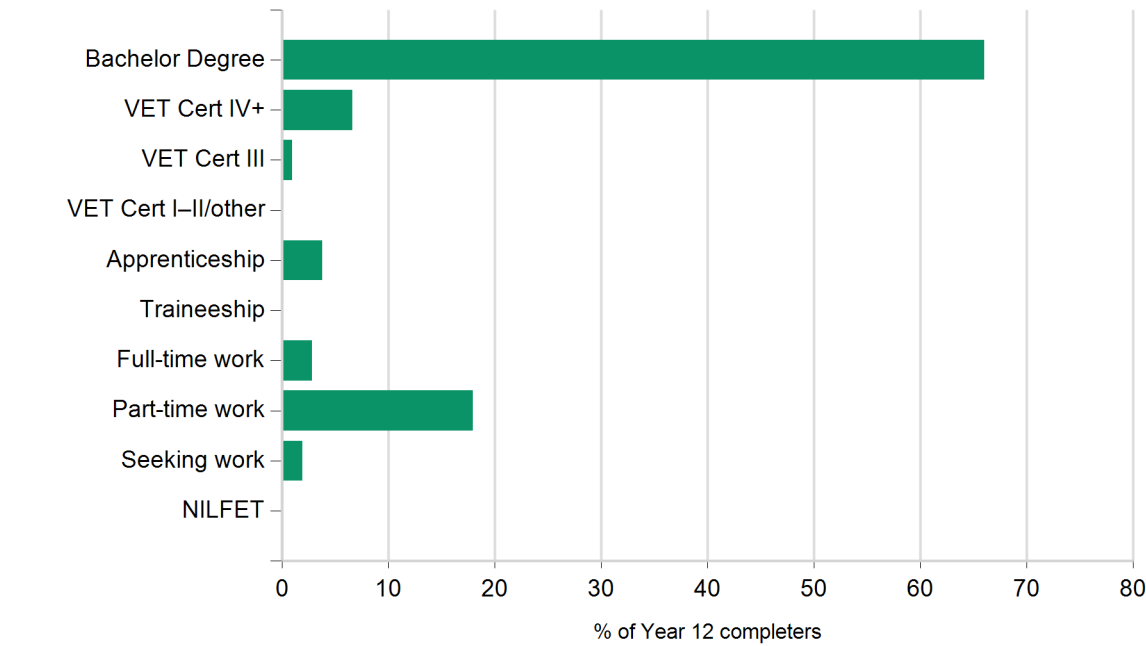
All Year 12 completers were assigned to a main destination. This categorisation system prioritises education-related destinations over other destinations. For example, Year 12 completers who were both studying and working are reported as studying for their main destination (see Appendix 2).

6.6% of respondents deferred a tertiary offer and are reported in their current post-school destination in this report.

## Main destination

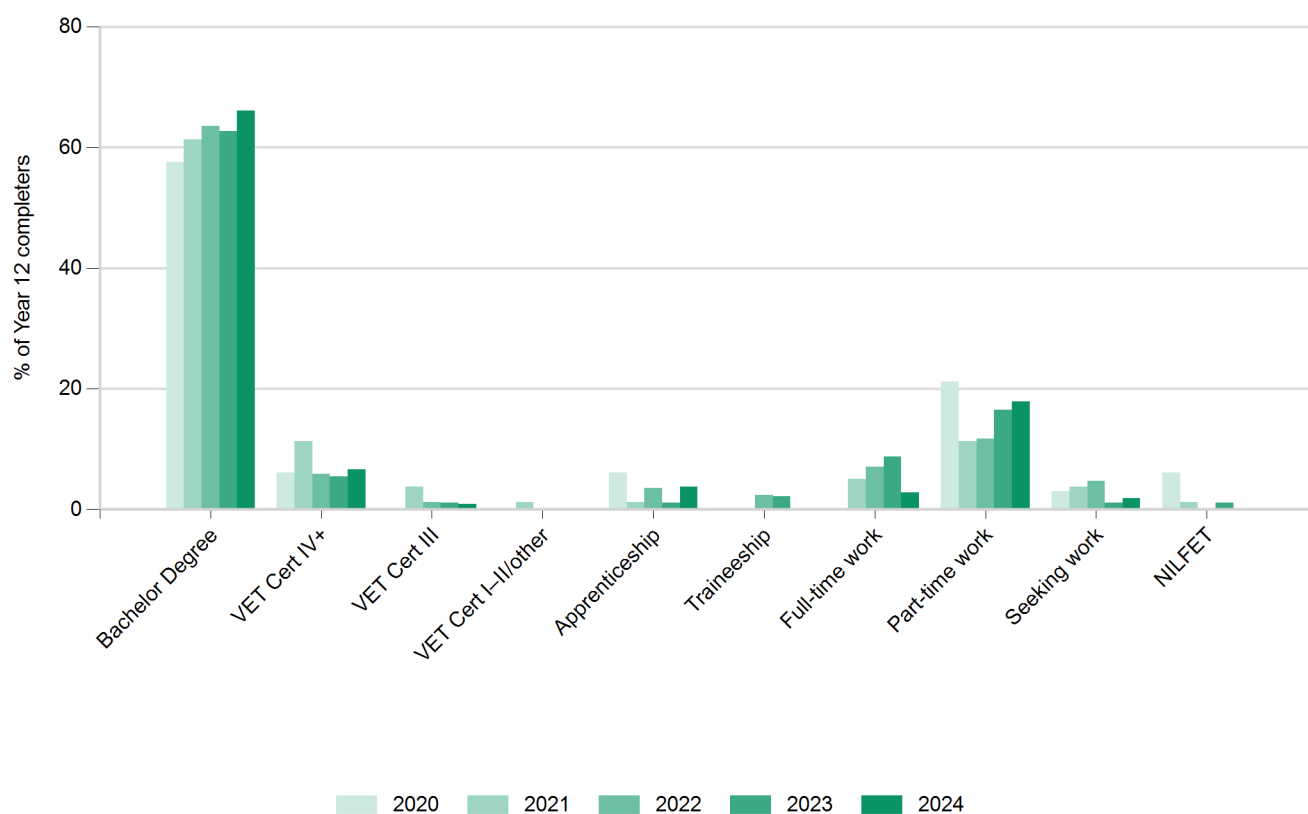
Main destination	Total	
	number	%
Bachelor Degree	70	66.0
VET Certificate IV+	7	6.6
VET Certificate III	1	0.9
VET Certificate I–II/other	0	0.0
Apprenticeship	4	3.8
Traineeship	0	0.0
Full-time employment	3	2.8
Part-time employment	19	17.9
Seeking work	2	1.9
NILFET*	0	0.0
Total	106	100.0

\*NILFET: Not in the labour force, education or training.



## Main destinations over time

Main destination	2020		2021		2022		2023		2024	
	no.	%	no.	%	no.	%	no.	%	no.	%
Bachelor Degree	19	57.6	49	61.3	54	63.5	57	62.6	70	66.0
VET Certificate IV+	2	6.1	9	11.3	5	5.9	5	5.5	7	6.6
VET Certificate III	0	0.0	3	3.8	1	1.2	1	1.1	1	0.9
VET Certificate I–II/other	0	0.0	1	1.3	0	0.0	0	0.0	0	0.0
Apprenticeship	2	6.1	1	1.3	3	3.5	1	1.1	4	3.8
Traineeship	0	0.0	0	0.0	2	2.4	2	2.2	0	0.0
Full-time employment	0	0.0	4	5.0	6	7.1	8	8.8	3	2.8
Part-time employment	7	21.2	9	11.3	10	11.8	15	16.5	19	17.9
Seeking work	1	3.0	3	3.8	4	4.7	1	1.1	2	1.9
NILFET	2	6.1	1	1.3	0	0.0	1	1.1	0	0.0
<b>Total</b>	<b>33</b>	<b>100.0</b>	<b>80</b>	<b>100.0</b>	<b>85</b>	<b>100.0</b>	<b>91</b>	<b>100.0</b>	<b>106</b>	<b>100.0</b>



## Main destinations of subgroups

### Main destination for students who completed a VET qualification in school (VETiS)

There were 66 respondents who completed a VETiS.

Main destination	VETiS		non-VETiS		Total	
	number	%	number	%	number	%
Bachelor Degree	34	51.5	36	90.0	70	66.0
VET Certificate IV+	7	10.6	0	0.0	7	6.6
VET Certificate III	1	1.5	0	0.0	1	0.9
VET Certificate I–II/other	0	0.0	0	0.0	0	0.0
Apprenticeship	4	6.1	0	0.0	4	3.8
Traineeship	0	0.0	0	0.0	0	0.0
Full-time employment	3	4.5	0	0.0	3	2.8
Part-time employment	15	22.7	4	10.0	19	17.9
Seeking work	2	3.0	0	0.0	2	1.9
NILFET	0	0.0	0	0.0	0	0.0
<i>Total</i>	<i>66</i>	<i>100.0</i>	<i>40</i>	<i>100.0</i>	<i>106</i>	<i>100.0</i>

### Main destination for students who participated in a school-based apprenticeship or traineeship (SAT)

There were 11 respondents who participated in a SAT.

Main destination	SAT	non-SAT	Total	
	number	number	number	%
Bachelor Degree	4	66	70	66.0
VET Certificate IV+	1	6	7	6.6
VET Certificate III	1	0	1	0.9
VET Certificate I–II/other	0	0	0	0.0
Apprenticeship	2	2	4	3.8
Traineeship	0	0	0	0.0
Full-time employment	0	3	3	2.8
Part-time employment	3	16	19	17.9
Seeking work	0	2	2	1.9
NILFET	0	0	0	0.0
<i>Total</i>	<i>11</i>	<i>95</i>	<i>106</i>	<i>100.0</i>

### Main destination for students who received an Australian Tertiary Admission Rank (ATAR) or International Baccalaureate Diploma (IBD)

There were 80 respondents who received an ATAR or IBD.

Main destination	ATAR or IBD		Not ATAR or IBD		Total	
	number	%	number	%	number	%
Bachelor Degree	62	77.5	8	30.8	70	66.0
VET Certificate IV+	4	5.0	3	11.5	7	6.6
VET Certificate III	0	0.0	1	3.8	1	0.9
VET Certificate I–II/other	0	0.0	0	0.0	0	0.0
Apprenticeship	1	1.3	3	11.5	4	3.8
Traineeship	0	0.0	0	0.0	0	0.0
Full-time employment	1	1.3	2	7.7	3	2.8
Part-time employment	10	12.5	9	34.6	19	17.9
Seeking work	2	2.5	0	0.0	2	1.9
NILFET	0	0.0	0	0.0	0	0.0
<i>Total</i>	<i>80</i>	<i>100.0</i>	<i>26</i>	<i>100.0</i>	<i>106</i>	<i>100.0</i>

### Main destination for Aboriginal students and Torres Strait Islander students

There was one respondent who identified as an Aboriginal and Torres Strait Islander person.

Data withheld for this subgroup to protect the confidentiality of individuals.

# Education and training

This section examines the education and training destinations and includes Bachelor Degree, VET Certificate IV+, VET Certificate III, VET Certificate I-II/other, Apprenticeship and Traineeship main destinations.



77.4%

82 out of 106 Year 12 completers from San Sisto College (Carina) continued in education or training in 2024.



24.5%

26 Year 12 completers from San Sisto College (Carina) were enrolled in a double degree, combining two bachelor degrees into a single course of study.

## What are they studying?

Study field (broad) by level of study

Study field*	Bachelor Degree		Other		Total	
	number	%	number	%	number	%
Society And Culture	23	32.9	2	16.7	25	30.5
Health	12	17.1	3	25.0	15	18.3
Management And Commerce	9	12.9	1	8.3	10	12.2
Education	9	12.9	0	0.0	9	11.0
Engineering And Related Technologies	8	11.4	0	0.0	8	9.8
Natural And Physical Sciences	8	11.4	0	0.0	8	9.8
Creative Arts	6	8.6	0	0.0	6	7.3
Food, Hospitality And Personal Services	0	0.0	4	33.3	4	4.9
Architecture And Building	2	2.9	1	8.3	3	3.7
Agriculture, Environmental And Related Studies	1	1.4	0	0.0	1	1.2
Information Technology	1	1.4	0	0.0	1	1.2
Other	1	1.4	1	8.3	2	2.4
Total (students)	** 70	—	12	100.0	** 82	—

Field of study categories based on the *Australian Standard Classification of Education*.  
Bachelor Degree includes Bachelor Degree, Bachelor (Honours) Degree, Master Degree and Doctoral Degree, in addition to apprentices and trainees who said they were studying at one of these levels of study.  
Other includes Associate Degree, Advanced Diploma, Diploma, VET Certificate levels I - IV and unknown level of study.  
\*Both Fields of study have been included for 10 students enrolled in a double degree in more than one broad field.  
\*\*Total number of students is less than combined total of all study fields.



### Study field (narrow) by level of study

Study field*	Bachelor Degree		Other		Total	
	number	%	number	%	number	%
Nursing	6	8.6	1	8.3	7	8.5
Behavioural Science	6	8.6	0	0.0	6	7.3
Law	6	8.6	0	0.0	6	7.3
Other Society and Culture	6	8.6	0	0.0	6	7.3
Sales and Marketing	6	8.6	0	0.0	6	7.3
Teacher Education	6	8.6	0	0.0	6	7.3
Economics and Econometrics	4	5.7	0	0.0	4	4.9
Other Engineering and Related Technologies	4	5.7	0	0.0	4	4.9
Other Health	3	4.3	1	8.3	4	4.9
Other Natural and Physical Sciences	4	5.7	0	0.0	4	4.9
Rehabilitation Therapies	3	4.3	1	8.3	4	4.9
Other Education	3	4.3	0	0.0	3	3.7
Personal Services	0	0.0	3	25.0	3	3.7
Sport and Recreation	1	1.4	2	16.7	3	3.7
Accounting	2	2.9	0	0.0	2	2.4
Architecture and Urban Environment	2	2.9	0	0.0	2	2.4
Biological Sciences	2	2.9	0	0.0	2	2.4
Business and Management	1	1.4	1	8.3	2	2.4
Chemical Sciences	2	2.9	0	0.0	2	2.4
Civil Engineering	2	2.9	0	0.0	2	2.4
Communication and Media Studies	2	2.9	0	0.0	2	2.4
Justice and Law Enforcement	2	2.9	0	0.0	2	2.4
Mathematical Sciences	2	2.9	0	0.0	2	2.4
Political Science and Policy Studies	2	2.9	0	0.0	2	2.4
Building	0	0.0	1	8.3	1	1.2
Computer Science	1	1.4	0	0.0	1	1.2
Electrical and Electronic Engineering and Technology	1	1.4	0	0.0	1	1.2
Environmental Studies	1	1.4	0	0.0	1	1.2
Food and Hospitality	0	0.0	1	8.3	1	1.2
Graphic and Design Studies	1	1.4	0	0.0	1	1.2
Other	10	14.3	1	8.3	11	13.4
<b>Total (students)</b>	<b>** 70</b>	<b>—</b>	<b>12</b>	<b>100.0</b>	<b>** 82</b>	<b>—</b>

Field of study categories based on the *Australian Standard Classification of Education*.

Bachelor Degree includes Bachelor Degree, Bachelor (Honours) Degree, Master Degree and Doctoral Degree, in addition to apprentices and trainees who said they were studying at one of these levels of study.

Other includes Associate Degree, Advanced Diploma, Diploma, VET Certificate levels I - IV and unknown level of study.

\*Both fields of study have been included for 21 students enrolled in a double degree in more than one narrow field.

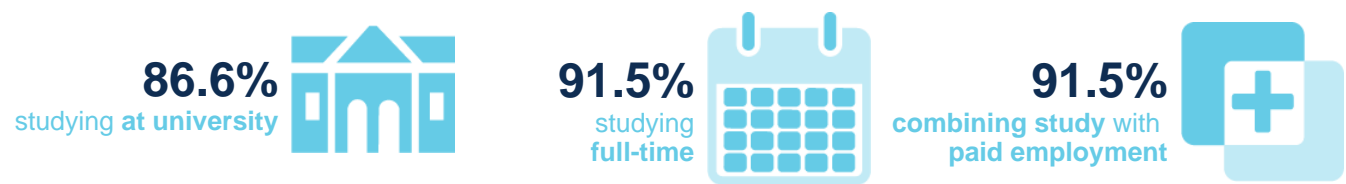
\*\*Total number of students is less than combined total of all study fields.

## Where are they studying?

### Study institution

Institution name	Total	
	number	%
Queensland University of Technology	26	31.7
The University of Queensland	20	24.4
Griffith University	12	14.6
Australian Catholic University	10	12.2
Other private training college	4	4.9
Hair and makeup training	2	2.4
Mater Education	2	2.4
Blue Dog Training	1	1.2
Central Queensland University	1	1.2
Other institution	1	1.2
Other/Unspecified Queensland university	1	1.2
TAFE Queensland Greater Brisbane	1	1.2
University of the Sunshine Coast	1	1.2
Total	82	100.0

## How are they studying?



## Employment (total)

This section examines the labour market outcomes for Year 12 completers from San Sisto College (Carina).



**91.5%**

97 out of 106 Year 12 completers were in paid employment in 2024. This figure includes 22 who were only working and 75 who were both working and studying.

### What jobs are they doing?

#### Occupation

Occupational unit group	Total	
	number	%
Sales Assistants (General)	30	30.9
Child Carers	11	11.3
Checkout Operators and Office Cashiers	8	8.2
Bar Attendants and Baristas	5	5.2
Cafe Workers	5	5.2
Sports Coaches, Instructors and Officials	4	4.1
Other Hospitality Workers	3	3.1
Receptionists	3	3.1
Education Aides	2	2.1
Nursing Support and Personal Care Workers	2	2.1
Other Clerical and Office Support Workers	2	2.1
Pharmacy Sales Assistants	2	2.1
Private Tutors and Teachers	2	2.1
Retail Managers	2	2.1
Retail Supervisors	2	2.1
Waiters	2	2.1
Welfare Support Workers	2	2.1
Aged and Disabled Carers	1	1.0
Carpenters and Joiners	1	1.0
Cooks	1	1.0
Delivery Drivers	1	1.0
Fast Food Cooks	1	1.0
Food Trades Assistants	1	1.0
Hairdressers	1	1.0
Kitchenhands	1	1.0
Packers	1	1.0
Personal Assistants	1	1.0
<b>Total</b>	<b>97</b>	<b>100.0</b>

Occupation category based on the *Australian and New Zealand Standard Classification of Occupations*.

# What industry are they working in?

## Industry

Industry	Total	
	number	%
Accommodation & Food Services	34	35.1
Retail Trade	29	29.9
Health Care & Social Assistance	18	18.6
Education & Training	9	9.3
Professional, Scientific & Technical Services	2	2.1
Arts & Recreation Services	1	1.0
Construction	1	1.0
Manufacturing	1	1.0
Other Services	1	1.0
Public Administration & Safety	1	1.0
Total	97	100.0

Industry categories are based on the *Australian and New Zealand Standard Industrial Classification (ANZSIC)*.

# How are they working?

8.2%

working  
full-time



77.3%

combining work  
with further study



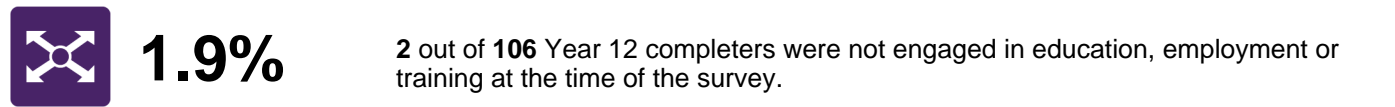
76.3%

employed on a  
casual basis



# Not in Education, Employment, or Training (NEET)

This section examines the reasons why Year 12 completers from San Sisto College (Carina) were not engaged in education, employment or training.

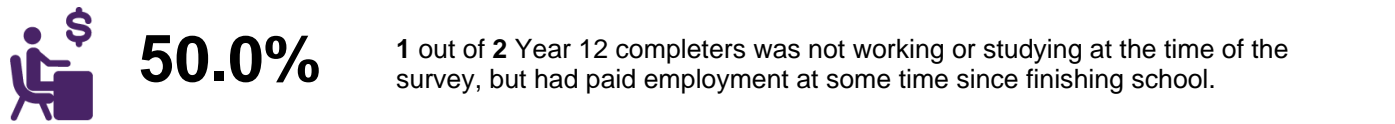


## Why are they not studying?

Main reason for not studying

Main reason	Total
	number
Health reasons	1
Waiting for course/training to begin	1
Total	2

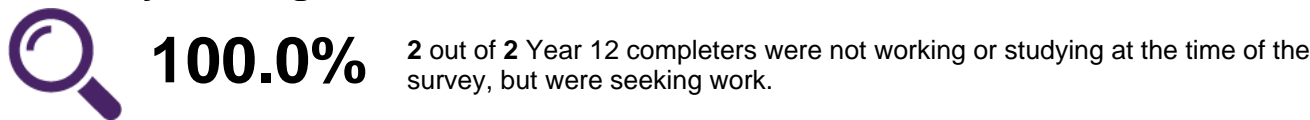
## Have they had work since school?



Main reason for stopping previous job

Main reason	Total
	number
Was only a temporary/seasonal job	1
Total	1

Are they seeking work?



Main reason unsuccessful getting a job

Main reason	Total
	number
Health reasons	1
Only just started looking for job	1
Total	2

Where to from here?



# Appendices

## Appendix 1 – Acronyms and initialisms

ATAR	Australian Tertiary Admission Rank
DW	Data withheld
IBD	International Baccalaureate Diploma
NA	Not applicable
NILFET	Not in the labour force, education or training
SAT	School-based apprenticeships and traineeships
TAFE	Technical and further education
VET	Vocational Education and Training

## Appendix 2 – Explanatory notes

### Main destination

A structured hierarchy of study and labour force destinations for Year 12 completers, who were assigned to categories as follows:

- students were assigned to the relevant higher education or VET category, even if they were also employed
- apprentices and trainees were assigned to their respective category and classified as education and training since their training involves study
- those assigned to a labour force category (employed or seeking work) were not also undertaking study
- those who were not studying and not in the labour force (not employed and not seeking work) were categorised as NILFET.

### Main destination categories

#### Education and training – higher education

Bachelor Degree*	Studying at Bachelor Degree level (including Honours), or higher.
------------------	---

#### Education and training – VET categories

VET Certificate IV+*	Studying at Certificate IV, Diploma, Advanced Diploma or Associate Degree level (excluding apprentices and trainees).
VET Certificate III*	Studying at Certificate III level (excluding apprentices and trainees).
VET Certificate I–II/other*	Studying at Certificate I or II level (excluding apprentices and trainees). This category also includes students in an unspecified VET course, other basic course (e.g. short course) and unknown course level.
Apprenticeship*	Employment-based apprenticeship.
Traineeship*	Employment-based traineeship.

#### Employment only

Full-time employment	Working full-time (35 hours or more per week) and not in an education or training category. This includes people with multiple part-time or casual jobs that total 35 hours or more.
Part-time employment	Working part-time or casual (fewer than 35 hours per week) and not in an education or training category.

#### Not in education, employment or training (NEET)

Seeking work	Looking for work and not in an education or training category.
NILFET	Not in education or training, not working and not seeking work.

\*Some respondents may also be in employment or seeking work.



### More information

For more information about terms and categorisations used in this report, view the research method section of the *Next Step* website [www.qld.gov.au/nextstep](http://www.qld.gov.au/nextstep)